



Model FSD-380



Model FDD-720



Model FDD-1000

The Laboratory Dryers are ideal for drying glasswares, instruments, plant or soil samples.

Features of Floor Models

The FSD-380, FDD-720 and FDD-1000 Laboratory Dryers are constructed of powder coated mild steel and finished throughout in acrylic stove enamel paint. The cabinets are floor standing and mounted on castor wheels for easy transportation. The shelves are removable and can be fully adjusted for heights at 0.5 inch gaps.

The heating elements are built in the top cabinet to avoid any possible damage by water dripping from samples. Drying is aided by a heavy duty hot air fan. Drying temperature is set by a dial thermostat. An independent built-in safety thermostat takes over control of Dryer if the control thermostat fails. This prevents destruction of samples.




The glass doors are filled with full length magnetic gaskets or spring loaded catches to ensure that the doors are tightly secured. A sliding mild steel shutter is provided at the top of the cabinet for air ventilation. A six-hour timer is provided as standard. The Dryers are supplied with 4 stainless steel shelves and a two-meter power cable with grounded plug.

Benefits

- Effective drying – Air circulation assisted by hot air fan.
- Safe operation – No fire hazard as compared to oven drying as drying is effected at lower temperatures.
- Built-in thermal protection.
- Save energy – Timer operation controlled by a 6-hour timer (provided as standard).

Optional Item

Digital temperature display



Specifications



MODEL	FSD-380	FDD-720	FDD-1000
Type	Floor model, single-door	Floor model, double-door	
Capacity	380 litres	720 litres	1000 litres
Cabinet construction	Powder coated mild steel interior and exterior		
Temperature	Set by thermostat from ambient up to 70°C		
Thermal protection	Complete with independent high temperature limit cut-off thermostat		
Air circulation	By hot air fan		
Air circulation rate	200 m ³ /hr	400 m ³ /hr	1000 m ³ /hr
Air vent	Adjustable shutter, provided as standard		
Drying duration	By 6-hour timer or continuously on		
Electrical loading	1 kW	2 kW	
No. of shelves supplied	4 units		
Shelf dimensions (mm)	600 W x 520 D x 20 H	935 W x 480 D x 20 H	940 W x 590 D x 20 H
Interior dimensions (mm)	650 W x 555 D x 1065 H	995 W x 550 D x 1365 H	955 W x 660 D x 1715 H
Exterior dimensions (mm)	660 W x 660 D x 1465 H	1000 W x 685 D x 1715 H	1000 W x 790 D x 2120 H
Electrical supply	240 VAC, 50 Hz, 4.1 A	240 VAC, 50 Hz, 8.5 A	240 VAC, 50 Hz, 8.5 A
Weight	77 kg	120 kg	134 kg

All specifications are subject to change without prior notice.